



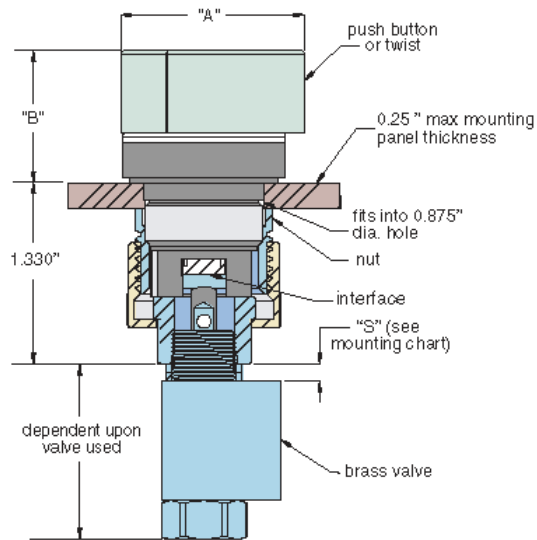
Push Buttons

P22-L3M-B



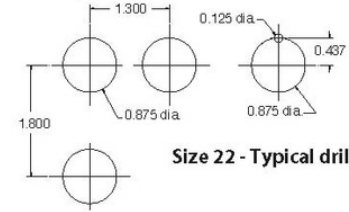
Color	Black
Mount	22 mm Thread
Product Line Brochure	Mechanical Valves
Style	Auto Push/Turn Mushroom
Unit	Imperial

Clippard offers push button actuators for use with a large variety of stem-operated valves. They can be used on individual stem valves or in panel mounting applications. These actuators are available in a variety of colors, allowing you to color code, or easily differentiate between valves when designing control systems. The design allows complete actuation of the valve with no over-travel or side load to the valve assuring superior performance and long life.

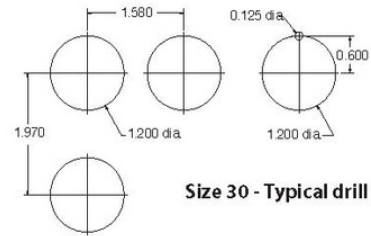


Mounting Clippard Manual Actuators

These drill plans are for units fitted with optional anti-rotation ring



Size 22 - Typical drill plan



Size 30 - Typical drill plan

PB-22-X Adapter			
Actuator	Adapter	"A"	"B"
P22-P2F-	PB-22-P	1.200"	0.450"
P22-P2E-	PB-22-P	1.200"	0.650"
P22-P2M-	PB-22-P	1.600"	0.850"
P22-L3M-	PB-22-K	1.450"	1.000"
P22-L4M-	PB-22-K	1.450"	1.200"
P22-T2T-	PB-22-T	1.200"	0.925"
P22-T3T-	PB-22-T	1.200"	0.925"
P22-T3K-	PB-22-T	1.200"	1.000"
P22-K3K-	PB-22-T	1.200"	1.000"

Mounting Chart for Clippard Valves

The following chart gives the necessary spacing required between the shoulder of the valve and the base of the adapter. Two 1/16" spacers are furnished with each adapter.

Spacer Requirements

Valves	Spacer
HV-3, -4,	None
MAV-2, -2P, -2R, -3, -3P	None
GV-2, -3	1/8"
MAVO-2, -3	1/8"
MJV-2, -3	1/8"
MJVO-2, -3	1/8"
MAV-4, -4D	None
MJV-4, -4D	None
ES-1	None
FV-3, -3P, -3D, -3DP	1/8"
FV-4, -4P, -4D, -4DP	1/8"
FV-5, -5P, -5D, -5DP	1/8"

PB-22-x Adapter Installation

1. Remove plastic locking nut from actuator (not used)
2. Press interface into actuator
3. Insert actuator into hole in panel
4. Thread panel adapter nut onto actuator
5. Align actuator, tighten up to panel
6. Insert swivel adapter into hole in housing
7. Slide spacers onto thread of valve (if needed)
8. Thread valve onto swivel adapter
9. Thread housing onto panel adapter
10. Align as needed, tighten all connections

Valve	Spacer
MAV-2, -2P, -2R, -3, -3P	None
MAVO-2, -3	1/8"
MJV-2, -3	1/8"
MAV-4, -4D, MAV-4, -4D	None
ES-1	None
FV-3, -3P, -3D, -3DP	1/8"
FV-4, -4P, -4D, -4DP	1/8"
FV-5, -5P, -5D, -5DP	1/8"

Adapter	Actuator
PB-22-P	P22-P2F-
PB-22-P	P22-P2E-
PB-22-P	P22-P2M-
PB-22-K	P22-L3M-
PB-22-K	P22-L4M-
PB-22-T	P22-T2T-
PB-22-T	P22-T3T-
PB-22-T	P22-T3K-
PB-22-T	P22-K3K-

