



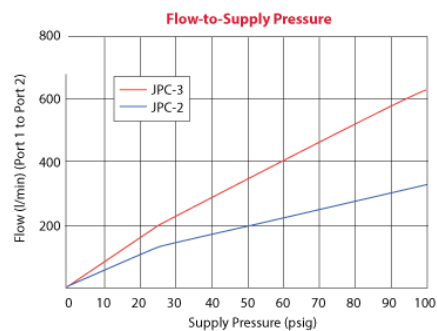
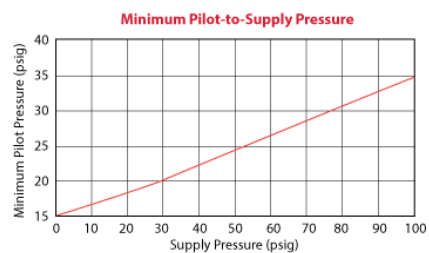
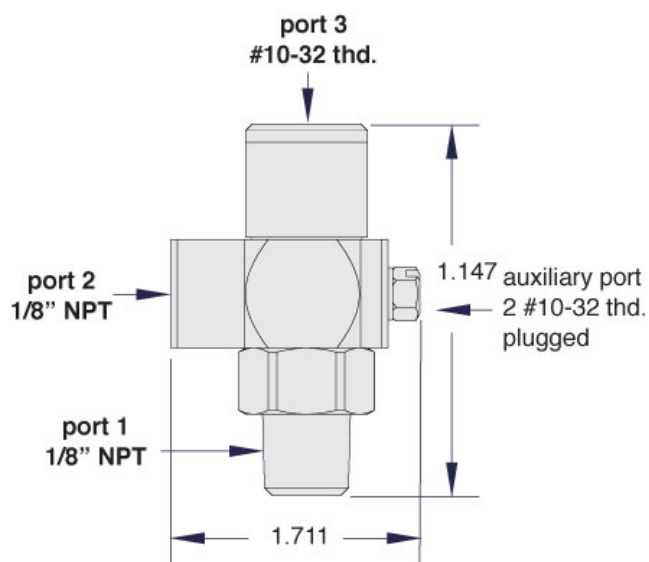
## Pilot-Operated #10-32 & 1/8" NPT Valves

### JPC-3FPN



Pilot-operated check valves work as standard check valves but can be opened with an air pilot signal to permit free flow in the normally "checked" direction. This provides the user with a reliable method to check flow in one direction with the ability to remotely signal a free flow through the valve. The JPC Series all-in-one pilot-operated check valves are easy to connect and ideal for any circuit that might benefit from this useful function.

<b>Input PSI</b>	300 psig (21 bar) max.
<b>Length</b>	1.147
<b>Material, Body</b>	ENP Brass, Anodized Aluminum, Stainless Steel
<b>Material, Seals</b>	Nitrile
<b>Medium</b>	Air, Water & Oil
<b>Mount</b>	Direct
<b>Operating Temperature Range</b>	32 to 230°F (0 to 110°C)
<b>Ports</b>	1/8" NPT, 1/8" NPT, #10-32
<b>Product Line Brochure</b>	<a href="#">Mechanical Valves</a>
<b>Weight (lbs.)</b>	0.0800



For specialty options such as various seal materials, manual override, or specific pilot to supply ratios, please consult factory.

