


Clippard

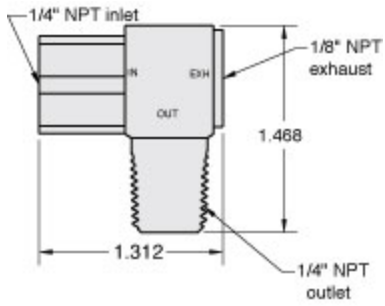
1/8" & 1/4" NPT Valves

JEV-F4F4

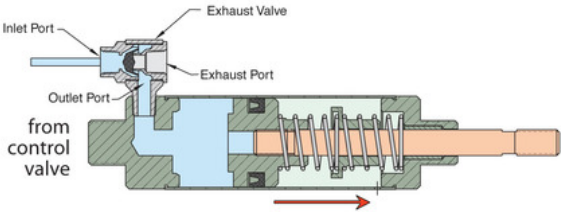


J-Series Exhaust Valves offer a variety of design features and provide fast response times and high flow with 1/8" and 1/4" NPT ports. This compact poppet type valve is constructed of brass and is 100% tested to assure the highest quality.

Input PSI	15 to 150 psig max.
Material, Body	Brass Body, Nitrile Poppet
Material, Seals	Nitrile
Max. Flow	1,000 l/min @ 50 psig (3.4 bar); 1,600 l/min @ 100 psig (7 bar)
Medium	Air
Mount	90°
Operating Pressure	15 to 150 psig (1 to 10 bar) max.
Port, Exhaust	1/8" NPT Female/Holes
Port, Inlet	1/4" NPT Female
Port, Outlet	1/4" NPT Female
Product Line Brochure	Mechanical Valves
Seals	Nitrile
Unit	Imperial
Weight (lbs.)	0.2500



Cylinder Extends



Cylinder Retracts - Fast!

