

15 mm Valves


E215F-2W24A



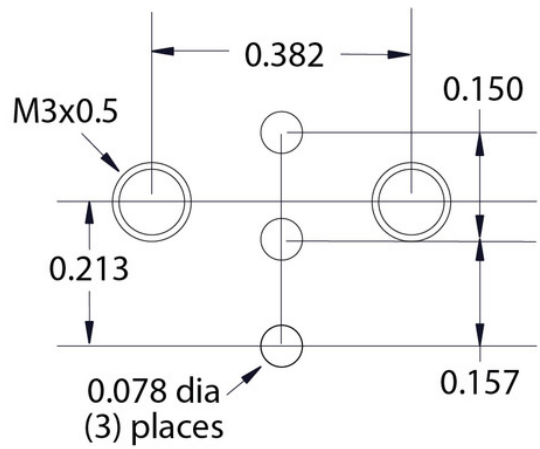
Offered in both Normally-Open or Normally-Closed models, these 2-way and 3-way valves are perfect for small areas where compact electronically-controlled pneumatics are needed.

This series has a high strength, engineered light-weight glass filled nylon body, along with stainless steel, copper and Buna-N, making it suitable for a broad range of applications. With exceptional life and reliability this is the perfect sub-miniature valve for tomorrow's needs in a wide variety of industries.

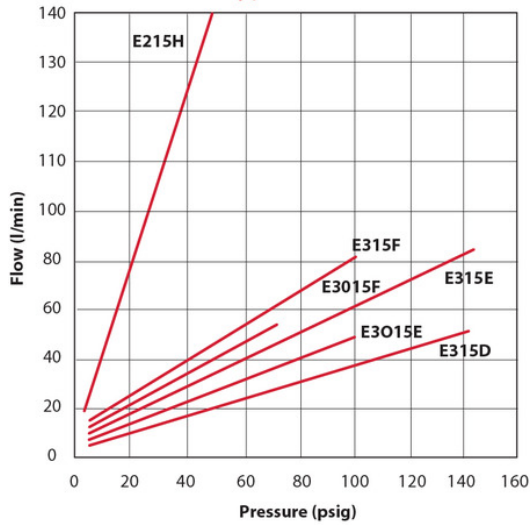
2D Drawings	Valves, Plastic Manifolds, Aluminum Manifolds
Connection	24 AWG Wire Leads, 11.8"
Connector Wire	Wire Leads, 24 AWG
Connectors	Connectors
Documentation	CE, RoHS, REACH (Download)
Function	2-Way Normally-Closed
Manifolds	Plastic Barb, Aluminum
Materials	Stainless steel core & springs, nylon body, FKM dynamic seals, and Nitrile gasket & static seals. FKM gasket & static seals available
Max. Flow	85 l/min @ 100 psig (7 bar)
Medium	Air, Water, Gas & Compatible Fluids
Mount	2 M3 screws
Operating Temperature Range	23 to 122°F (-5 to 50°C) When below 32°F, must use clean, dry air.
Product Line Brochure	10 & 15 mm Valves
Response Time	6 ms nominal
Voltage	24 VAC
Voltage Tolerance	±10%
Wattage	2.0 Watts
Weight (lbs.)	0.0850



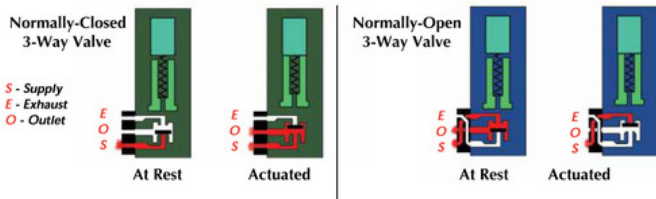
COIL DIRECTION



Typical Air Flow



FUNCTIONAL SCHEMATICS



Porting Gasket
 The Normally-Open and Normally-Closed configurations allow both models to be mounted on the same manifold.

