



## 15 mm Valves


### E215E-2W024



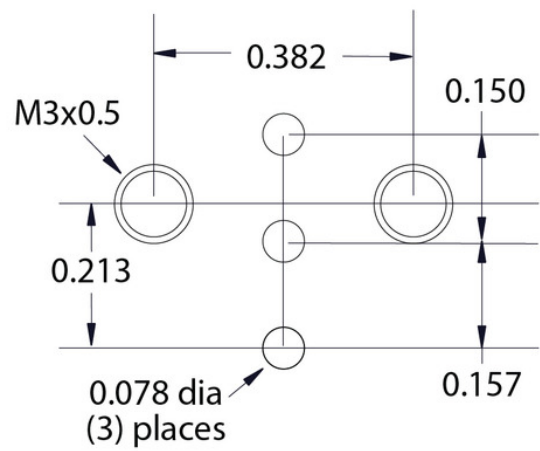
Offered in both Normally-Open or Normally-Closed models, these 2-way and 3-way valves are perfect for small areas where compact electronically-controlled pneumatics are needed.

This series has a high strength, engineered light-weight glass filled nylon body, along with stainless steel, copper and Buna-N, making it suitable for a broad range of applications. With exceptional life and reliability this is the perfect sub-miniature valve for tomorrow's needs in a wide variety of industries.

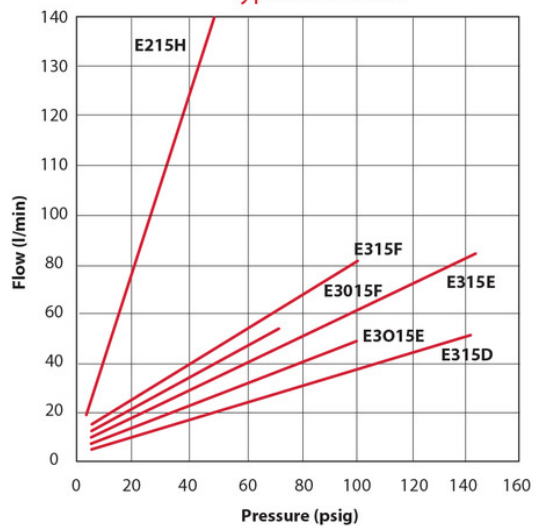
<b>2D Drawings</b>	<a href="#">Valves, Plastic Manifolds, Aluminum Manifolds</a>
<b>Connection</b>	24 AWG Wire Leads, 11.8"
<b>Connector Wire</b>	Wire Leads, 24 AWG
<b>Connectors</b>	<a href="#">Connectors</a>
<b>Documentation</b>	CE, RoHS, REACH ( <a href="#">Download</a> )
<b>Function</b>	2-Way Normally-Closed
<b>Manifolds</b>	<a href="#">Plastic Barb, Aluminum</a>
<b>Materials</b>	Stainless steel core & springs, nylon body, FKM dynamic seals, and Nitrile gasket & static seals. FKM gasket & static seals available
<b>Max. Flow</b>	84 l/min @ 145 psig (10 bar)
<b>Medium</b>	Air, Water, Gas & Compatible Fluids
<b>Mount</b>	2 M3 screws
<b>Operating Temperature Range</b>	23 to 122°F (-5 to 50°C) When below 32°F, must use clean, dry air.
<b>Product Line Brochure</b>	<a href="#">10 &amp; 15 mm Valves</a>
<b>Response Time</b>	6 ms nominal
<b>Voltage</b>	24 VDC
<b>Voltage Tolerance</b>	±10%
<b>Wattage</b>	2.0 Watts
<b>Weight (lbs.)</b>	0.0850



## COIL DIRECTION



## Typical Air Flow



## FUNCTIONAL SCHEMATICS

