

15 mm Valves


E215E-2C012



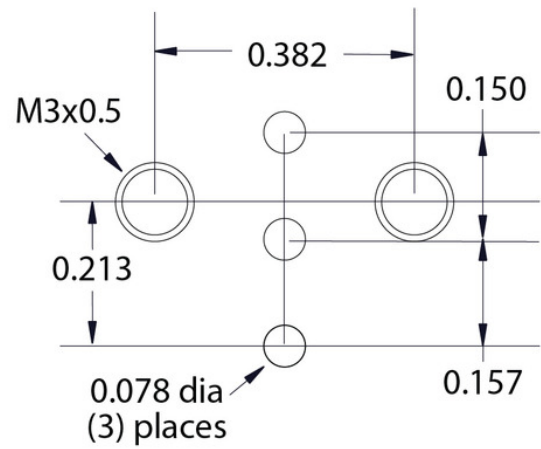
Offered in both Normally-Open or Normally-Closed models, these 2-way and 3-way valves are perfect for small areas where compact electronically-controlled pneumatics are needed.

This series has a high strength, engineered light-weight glass filled nylon body, along with stainless steel, copper and Buna-N, making it suitable for a broad range of applications. With exceptional life and reliability this is the perfect sub-miniature valve for tomorrow's needs in a wide variety of industries.

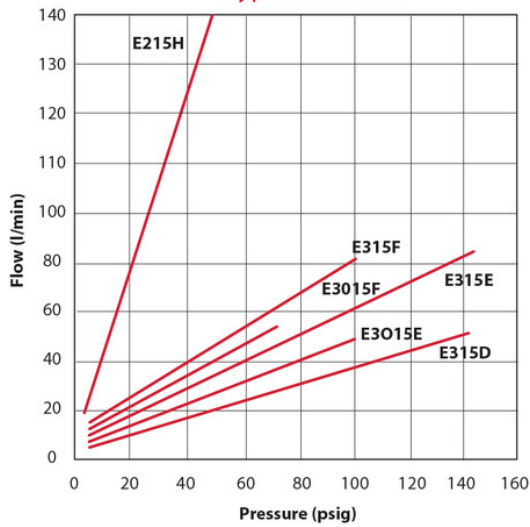
2D Drawings	Valves, Plastic Manifolds, Aluminum Manifolds
Accessories	Connector Wire with cable: C2A-RB300 (30cm), C2A-RB500 (50cm), C2A-RB1000 (1m)
Connection	2-Pin In-Line Connector
Connector Wire	Clippard p/n 28139 plug with Molex terminal insert #50212-8000
Connectors	Connectors
Documentation	CE, RoHS, REACH (Download)
Function	2-Way Normally-Closed
Manifolds	Plastic Barb, Aluminum
Materials	Stainless steel core & springs, nylon body, FKM dynamic seals, and Nitrile gasket & static seals. FKM gasket & static seals available
Max. Flow	84 l/min @ 145 psig (10 bar)
Medium	Air, Water, Gas & Compatible Fluids
Mount	2 M3 screws
Operating Temperature Range	23 to 122°F (-5 to 50°C) When below 32°F, must use clean, dry air.
Product Line Brochure	10 & 15 mm Valves
Response Time	6 ms nominal
Voltage	12 VDC
Voltage Tolerance	±10%
Wattage	2.0 Watts
Weight (lbs.)	0.0850



COIL DIRECTION



Typical Air Flow



FUNCTIONAL SCHEMATICS

