

Digital vs. Analog Control

in Proportional Applications

Analog pressure controllers have long been the standard, but digital technology is redefining what's possible in precision control. This paper compares analog and digital proportional pressure regulators—breaking down their differences in response time, calibration, tuning, flexibility, and integration. Learn how digital microcontroller-based systems simplify setup, increase accuracy, reduce noise and energy use, and open the door to smarter, more adaptable automation.



Clippard

Pressure regulators are closed-loop mechanical devices that maintain a pressure setpoint in various processes within a system. They are available in mechanical or electronic versions, in digital or analog models. Although analog devices have long been the traditional choice, digital proportional control provides significant advantages for many applications. Here, we will explore what digital versus analog means in terms of electronic pressure controllers, discuss the differences, and highlight some of the many benefits of digital electronic pressure controllers.

MECHANICAL VS. ELECTRONIC PRESSURE REGULATION

Pressure regulators are available in mechanical or electronic versions. The primary difference between the two is that if a system that uses a mechanical pressure regulator requires a change in pressure setpoint, an operator must make that change manually. An electronic pressure regulator (EPR) also maintains a pressure setpoint, but the setpoint can be selected electronically, allowing a programmable logic controller (PLC), for example, to alter the setpoint as needed. An electronic pressure regulator significantly increases the flexibility and robustness of a system, but many varieties of electronic pressure controllers leave the system designer with some difficult choices. One of the many choices involved in selecting the most suitable electronic pressure regulator for an application is whether to go with a digital or analog model.

Benefits of Digital Pressure Controls:

- ✓ Simple calibration and tuning procedures
- ✓ Better security
- ✓ Less noise
- ✓ Lower energy costs
- ✓ Device pairing flexibility
- ✓ Increased flow potential with external pressure transducer

DIGITAL VS. ANALOG

There are at least three elements of electronic pressure regulators to which the terms digital and analog can be applied: the valves, the communication method, and the technology of the controller. Most electronic pressure regulators employ an inlet valve to increase pressure to the regulated volume, another valve to exhaust pressure, a sensor to measure pressure, and a controller to decide what to do. The valves in the electronic pressure regulator can be simple on-off valves (digital), or they can be proportional valves (analog). Typically, electronic pressure regulators with very high resolution and excellent repeatability use proportional valves.

The second element characterized as analog or digital is the communication method used between the controller and electronic pressure regulator. There are many different protocols for communicating a pressure setpoint. However, they all fall into the two primary buckets of analog or digital. The earliest electronically controlled pressure regulators were analog devices called current-to-pressure transducers, or I/Ps (read: I-to-Ps) for short. In these devices, a current signal ranging from 4 to 20 milliamps would tell the I/P transducer to output a pressure ranging from 3 to 15 psig. For example, a 16 mA current signal would result in a 12 psig pressure output. These instruments were not closed-loop, and they were delicately balanced through great effort and could easily fall out of calibration. That said, the 4 to 20 mA protocol is still prevalent today. Modern electronic pressure regulators with analog input tend to use a 0 to 10 volt analog input signal.


Voltage signals are easy to generate, available in a wide variety of industrial control devices, and simplify the mapping of voltage to pressure. Analog signals are an easy way to start controlling an electronic pressure regulator, but they are vulnerable to electromagnetic interference.

Much like Morse code, digital protocols employ a series of discrete pulses representing either one or zero bits to transmit information, eliminating potential damage from electrical noise. A wide variety of digital communication protocols exist, from SPI and I²C (I-Squared-C) to RS232 to modern industrial serial protocols like EtherCAT and IOLink. One thing that all of these have in common is their immunity to electromagnetic noise. They also facilitate a much richer command set and feedback on process status information. However, digital protocols are more complex, requiring a steeper learning curve.

Finally, digital versus analog can also refer to a particular device's control technology. Is the circuitry all analog, or is a digital microcontroller managing the operation of the electronic pressure regulator? Can digital devices provide the same control as analog, and are there practical reasons to choose digital over analog? In this paper, we will explain how microcontroller devices can replace analog technology and provide configurable functionality that enables users to specify the dynamic performance of the valve and adapt its characteristics to various application conditions.

RESPONSE TIME

For the purposes of this discussion, the definition of response time will be the time required for the controller to achieve the maximum power output to the valves in response to a change in command or operating conditions. Generally speaking, an analog controller will react to such changes significantly faster than a digital microcontroller will. So it would be logical to believe that analog electronic pressure controllers have better response time than digital ones. However, the time necessary for the




Digital vs. Analog Controller Response Times

controller to respond is small compared to the time it takes for the valves to respond to the controller or for the volume to achieve the desired pressure. So practically speaking, response time is not a significant factor in deciding whether to choose an analog or digital controller.

Practically speaking, response time is not a significant factor in deciding whether to choose an analog or digital controller.

CONTRASTING CALIBRATION & TUNING PROCEDURES

Calibrating and tuning proportional controllers requires adjusting PID (proportional-integral-derivative) settings to dial-in valve performance for specific process conditions. With analog devices, this modification is performed manually by rotating potentiometers until the unit achieves the desired behavior. Digital PID parameters install via a software interface and a few keystrokes. Initial application tuning of both technologies invariably requires some trial and error to optimize a valve's performance. However, we will explain how the microcontroller excels when custom calibrations like offsets and inversions are required.



Most proportional controllers receive a calibration of zero to some number indicating a range of pressure, flow, or force to control. This range is proportional to the signal used to command the device. For example, a typical calibration states 0 to 10 VDC equals 0 to 100 psig. In this example, a command of zero volts will cause the pressure controller to bring the output pressure to zero. In some processes it is essential to have some amount of pressure downstream at all times. In such cases, an offset calibration—like 0 to 10 VDC equals 10 to 100 psig—is prescribed. Alternatively, calibration may need to be inverted; for example, 0 to 10 VDC equals 100 to 0 psig. For analog controllers, these calibration changes are laborious and require cutting existing traces, rerouting wires, modifying hardware, soldering, desoldering, and more. Just one of these modifications necessitates a return trip to the factory. However, altering the calibration of digital controllers is as simple as editing a couple of numbers via the software interface. A task easily performed in the field.

DYNAMIC PROCESS REACTION

Some pressure control applications are static and require only simple pressure control in a closed volume. However, many applications are dynamic with varying inlet pressures, leaks, setpoints, volumes, and back pressures. Finding a set of PID values that keep an analog electronic pressure regulator well behaved across all of these dynamic conditions can be difficult, if not impossible. A digital pressure controller can change its PID values at any

time through a technique called gain scheduling where the microcontroller selects different PID values from a preset menu, so to speak, based on real-time changes in operating conditions. In this way, the digital microcontroller can achieve better stability and repeatability over a wider range of operating conditions than an analog controller.

BETTER SECURITY WITH LESS NOISE AND ENERGY COSTS

PID security is another advantage of microcontroller operated products. When the factory-tuned PID settings create undesired controller behavior under particular conditions, a person might try to tamper with the analog controller's PID potentiometers. That can often create bigger problems. Once the PID settings are changed, it is difficult to get the unit back to factory calibration. Microcontroller PID changes, on the other hand, require a digital interface that keeps track of all the modifications to the PID settings. Not only does this provide more accountability, it also gives a means to get back to the factory settings if the new PID values do not work as expected.

Additionally, digital proportional pressure controllers can reduce energy costs and audible noise. Most analog proportional controllers require a bleed—a very small downstream flow—to operate well. This constant bleed is what allows the internal valves to achieve high resolution, but it also consumes media and increases ambient noise levels. Some digital controllers employ proprietary algorithms and custom PWM (pulse-width-modulation) frequencies to produce high-resolution control without a bleed orifice. Compressed air is costly enough to produce, but introduce oxygen or helium into a process, and the cost of energy to compress these gases becomes pricey if a constant bleed exists. If the gas is one that cannot escape into the atmosphere, a bleed orifice is out of the question.

DEVICE PAIRING & FLEXIBILITY

Most modern-day proportional controllers can be configured to accept various sensors as direct or

indirect feedback, enabling the pressure control apparatus to control flow, pressure, or force at a critical point in the process. For analog controllers, the external sensors must be analog as well, which both limits the options available and exposes the pressure control system to problems with electrical noise. Further, the feedback signals from the external and internal sensors are often in conflict, creating instability and oscillations.

On the other hand, proportional microcontrollers easily pair with both analog and digital sensors using I²C, SPI or other digital protocols. Because of the flexibility of digital control, the external feedback sensor, once paired with the controller, holds complete authority as the reference against the commanded setpoint. This eliminates all potential conflicts with the onboard sensor, resulting in much better stability and accuracy. Also, since there are numerous flow and pressure sensors available with different power demands for operation, a microcontroller can be configured to deliver the precise excitation required from the sensor of choice, adding another layer of adaptability for micro-controlled proportional devices.

So digital controllers give the designer a wider array of external sensors and transducers to choose from—but why are external sensors used, and how can they add functionality to a process?


EXTERNAL SENSORS IN PROPORTIONAL APPLICATIONS

Dispensing is a typical application managed by proportional controllers. Normal operations require precise pressure control of inert gases over various media: liquids, plastics, adhesives, etc. Sometimes, the pressure of the particular media needs to be regulated instead of the gas above it. Since most proportional controller designs only support gases, a compatible transducer is used to measure the pressure of the specific media and provide feedback directly to the controller. The controller actively modifies the pressure of the gas to induce pressure regulation of the media, based on the feedback signal from the external sensor.

INCREASED FLOW POTENTIAL WITH EXTERNAL PRESSURE TRANSDUCER

The valves employed by proportional controllers range in orifice diameter, but most are between 0.009" and 0.100". The size of the orifice directly relates to the maximum flow potential of the device. Flow is critical to every application, and many processes require much higher flow than the maximum orifice size available. Air piloted mechanical regulators increase flow potential for electronic proportional controllers when standalone flow capabilities are ineffective. An analog or digital controller pilots the appropriate sized mechanical regulator by controlling pressure to the dome. The force created above the diaphragm naturally dictates an equal force underneath the diaphragm, which allows for higher-flow pressure control with remote adjustability. However, every mechanical regulator has hysteresis and inaccuracies that result in immediate pressure drop and some percent differential between dome pressure and actual pressure. The signal from an external pressure transducer installed downstream of the mechanical regulator enables the electronic pressure regulator to control the mechanical regulator's output to the desired pressure. With a proportional microcontroller as the pilot, dome pressure becomes irrelevant—increasing and decreasing with the sole intention of satisfying the external sensor.

In conclusion, although analog devices continue to dominate the proportional control market, there are many advantages to digital proportional control that make it a smart choice. Everything from calibration to sensor variety acceptance to future development opportunities is more accessible and less complicated to realize with microcontroller devices compared to analog. If you're interested in learning more about digital proportional control, check out Clippard's exciting new Cordis series of electronic proportional pressure controls, or contact Clippard for more information.



Clippard

877-245-6247

UNITED STATES • EUROPE • CHINA

2018060601 Rev. 041426