


ANALYTICAL EV SERIES

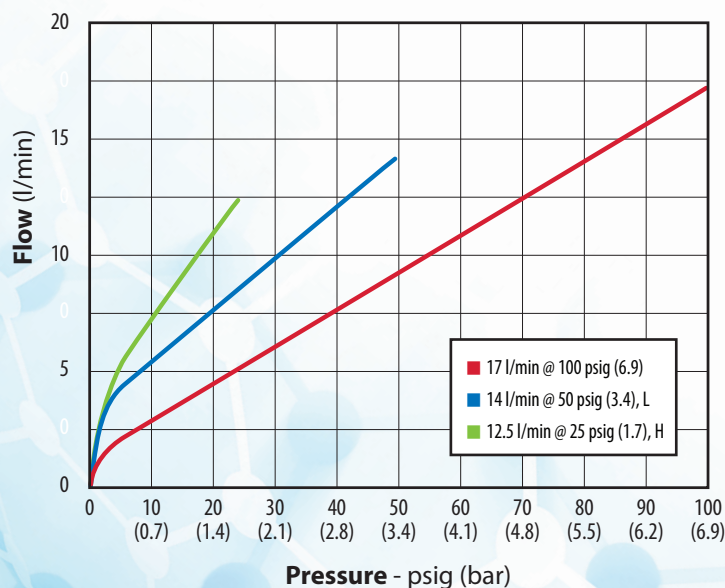


Clippard's EV series valves are also available in an analytical version that is ideal for applications that are particularly sensitive to cleanliness and outgassing from the valve. Analytical series EV valves are manufactured and assembled using an optimized process which includes:

- Ultrasonic cleaning, assembly, inspection, and testing in one of Clippard's ISO 7 (class 10,000) rated clean rooms
- Cleaned to meet and/or exceed ASTM G93 Level E NVR and Level 500 Particulate and Fibers
- No sealants used in the assembly
- Parts lubed with isopropyl alcohol only for assembly
- Individual testing with bottled nitrogen

Also available in high flow, oxygen clean, corrosion-resistant, N.O. manifold, and proportional versions.

TYPICAL FLOW



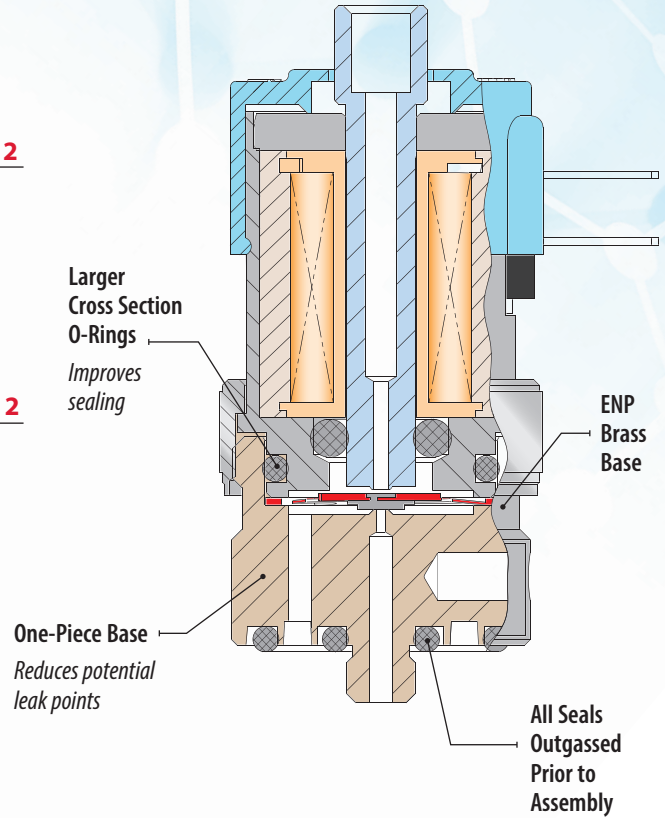
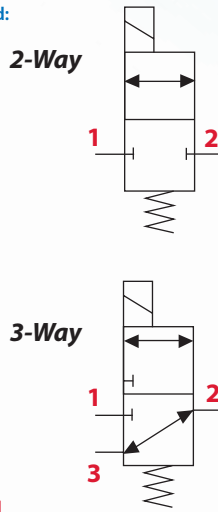
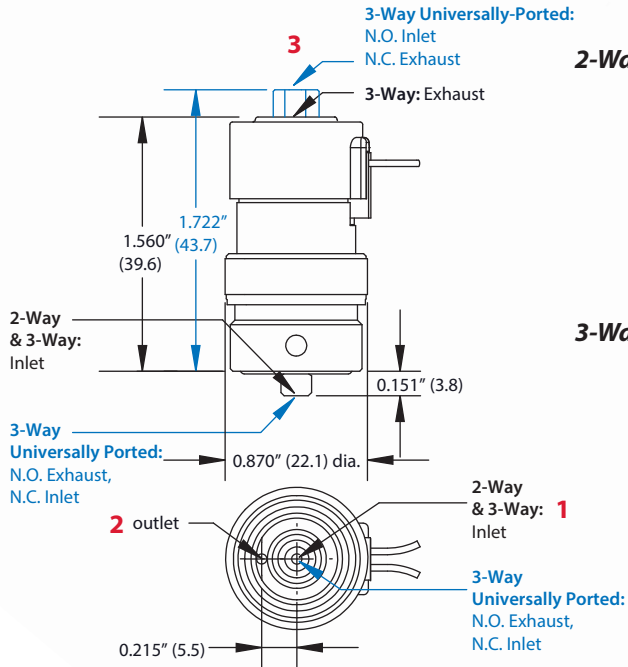
Coil Resistance	218 (12V), 864 (24V)
Connection	Pin connector, spade terminals, radial wire leads, or axial wire leads
Current	0.055A (12V), 0.028A (24V)
Cycle Life	>1,000,000,000 (<i>ideal applications</i>)
Filtration (recommended)	40 micron filter (<i>recommended</i>)
Function	2-way normally-open or normally-closed; 3-way normally-open, normally-closed, or universally ported
Leak Rate	0.1 sccm
Material, Body	Nickel-plated brass, ENP carbon steel, nickel iron alloy
Material, Seals	FKM standard, EPDM ¹ and silicone ¹ available
Material, Spring	Nickel alloy
Material, Wetted	ENP brass, nickel alloy, ENP steel
Max. Flow	17 l/min @ 100 psig (7 bar), 14 l/min @ 50 psig (3.4 bar), or 12.5 l/min @ 25 psig (1.7 bar)
Max. psig	105 (7.2 bar)
Medium	Clean, dry air and compatible gases
Mount	Manifold
Number of Ports	2 or 3
Operating Pressure	28" Hg to 25, 50, or 100 psig (1.7, 3.4, or 7 bar)
Operating Range	90 to 150% of rated voltage
Operating Temp. Range	32 to 180°F (0 to 82°C)
Orifice	0.060", 0.040", or 0.025" (1.52, 1.02, or 0.64 mm)
Port, Exhaust	#10-32 or M5
Port, Inlet	Manifold: #10-32 male or M5 In-Line: #10-32 female or M5
Port, Outlet	#10-32 or M5 (in-line)
Response Time	5 to 10 ms (nominal) @ 25 psig (1.7 bar)
Voltage	12 or 24 VDC
Voltage Operating Range	90 to 150%
Wattage	0.67 watts (nominal)
More Details	clippard.com/link/ev-series

¹Minimum order quantity required

Does your application have requirements beyond what is listed? Contact Clippard to discuss how this valve can be modified to meet your specific needs.

Manifold Mount

2-Way, 3-Way, and 3-Way Universally Ported



ORDERING INFORMATION

Units	Connection	Function	Top Port	Voltage	Pressure Range	Seals	Options
(blank) Imperial M- Metric	C Pin Connector T Spade Terminals V Radial Wire Leads W Axial Wire Leads	2 2-Way 3 3-Way	(blank) No Top Port 0 #10-32 or M5 Female	12 12 VDC 24 24 VDC	(blank) Vac. to 105 psig - 17 l/min @ 100 psig (7 bar) -L Vac. to 50 psig - 14 l/min @ 50 psig (3.4 bar) -H Vac. to 25 psig - 12.5 l/min @ 25 psig (1.7 bar)	(blank) FKM -E EPDM ¹ -S Silicone ¹	(blank) None -D Diode ⁴ -K Krytox Lube

¹Minimum order quantity required
⁴Available on pin connector (EC) models only

Example Part Number:
A-EC-2M-12

For more info, scan the
 QR code or visit
clippard.com/link/ev-series

