



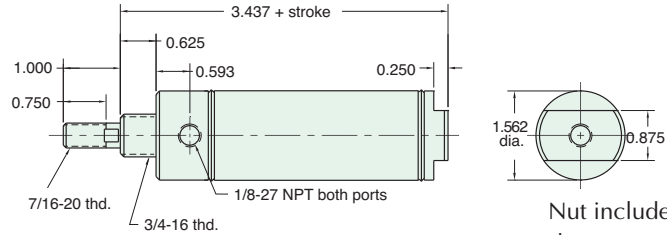
# NEW! 1 1/2" BORE ALL STAINLESS STEEL CYLINDER

## SS-SDR-24-□-□

Double Acting



**Mount:** Stud      **Standard Stroke Lengths:** 1/2", 1", 1-1/2", 2", 3", 4", 6", 8", 10", 12"  
**Type:** Rotating Rod      **Maximum Stroke:** 40"  
**Options:** V, M, N, TG



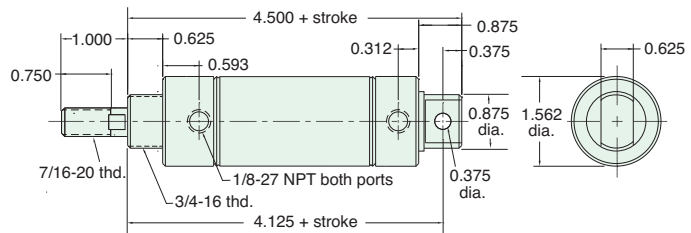
Nut included, but not shown

## SS-CDR-24-□-□

Double Acting



**Mount:** Clevis      **Standard Stroke Lengths:** 1/2", 1", 1-1/2", 2", 3", 4", 6", 8", 10", 12"  
**Type:** Rotating Rod      **Maximum Stroke:** 39"  
**Options:** V, M, N, TG



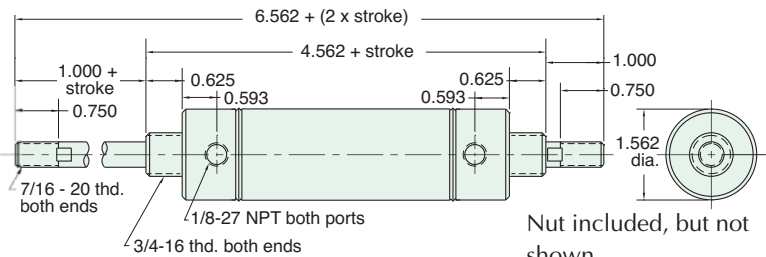
Furnished without nut(s). See Chart below.

## SS-SDD-24-□-□

Double Acting



**Mount:** Stud      **Standard Stroke Lengths:** 1", 2", 3", 4", 5", 6", 8", 10", 12"  
**Type:** Double Rod      **Maximum Stroke:** 12"  
**Options:** V, M, N, TG



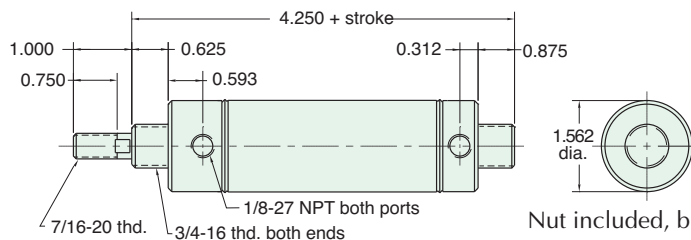
Nut included, but not shown

## SS-EDR-24-□-□

Double Acting



**Mount:** End      **Standard Stroke Lengths:** 1/2", 1", 1-1/2", 2", 3", 4", 6", 8", 10", 12"  
**Type:** Rotating Rod      **Maximum Stroke:** 39"  
**Options:** V, M, N, TG



Nut included, but not shown

### Mounting Nuts

Part Number	Nut Type	Across Flats	Nut Thickness	Nut (Thread)
<b>N12-16-SS</b>	Stud	1 3/32"	27/64"	3/4-16
<b>N07-20-SS</b>	Rod	11/16"	1/4"	7/16-20

Part Number	Product	Drawing Shown on Page
<b>RC-2481-SS</b>	Rod Clevis	51
<b>FB-2491-SS</b>	Foot Bracket	51
<b>CB-2495-SS</b>	Clevis Bracket	51